

Alternative Program for Class-size Reduction Part B2 - KINDERGARTEN FY17

Return to: Grades K - 6 Alternative

8/22/2016 - 9/30/2016

Quarter Date Range

1st Qtr

Quarter for report

First Quarter: July 1 – September 30 **Due: November 775-687-9108**

Second Quarter: October 1 – December 31 **Due: February bdharwood@doe.nv.gov**

Third Quarter: January 1 – March 31 **Due: May 1, 2017**

Fourth Quarter: April 1 – June 30 **Due: August 1, 2017**

Carson City School District

School District

Susan Keema

Contact Person

775-283-2010

Phone Number

School Name	Percent Low Income	Average Daily Attendance for Quarter	Full Day Enrollment Last Day of Quarter	1/2 Day Enrollment Last Day of Quarter	Total Enrollment Last Day of Quarter	Number of General Fund Teachers*			Number of CSR-Funded Teachers**			Pupil-Teacher Ratio	Classroom (Num) Self-Contained
						Full Day Program	Half Day Program	Total	Full Day Program	Half Day Program	Total		
						Bordewich Elementary	59.40%	92.67	101				
Empire Elementary	100%	89.92	95			0		0	4		4	24:1	4
Fremont Elementary	64.20%	53.95	56			3		3	1		1	14:1	5
Fritsch Elementary	46.30%	79.8	80			3		3	1		1	20:1	4
Mark Twain Elementary	100%	83.4	87			2		2	2		2	22:1	4
Seeliger Elementary	38.10%	78.43	84			3		3	1		1	21:1	4
TOTALS	68.00%	478.17	503			14		14	10		10	21:1	25

* Revision: The number of Kindergarten teachers reported by full-time equivalent, who teach in full day Kindergarten programs separated from number of teachers who teach half day Kindergarten programs.

Alternative Program for Class-size Reduction Part B2 - GRADE ONE FY17

10/22/2016 - 9/30/2017 Quarter: 1st Qtr


Return to: 775-687-9108
bdharwood@doe.nv.gov

Carson City School District
School District

Susan Keema
Contact Person

775-283-2010
Phone Number

School Name	Percent Low Income	Average Daily Attendance for Quarter	Enrollment Last Day of Quarter	Number of General Fund Teachers		Number of CSR-Funded Teachers		Pupil-Teacher Ratio	Classroom Configuration (Number of Classrooms)		
				Classroom	Total	Classroom	Total		Self-Contained	Team Teaching	Other
Bordewich Elementary	56%	88.27	93	3	3	2	2	19:1	5		
Empire Elementary	100%	86.27	91	2	2	3	3	18:1	5		
Fremont Elementary	55.10%	83.82	87	2	2	2	2	22:1	4		
Fritsch Elementary	45.60%	87.57	92	3	3	1	1	23:1	4		
Mark Twain Elementary	100%	88.77	92	3	3	2	2	18:1	5		
Seeliger Elementary	37.80%	79.54	82	2	2	2	2	21:1	4		
TOTALS	65.70%	514.24	537	15	15	12	12	20:1	27		



Alternative Program for Class-size Reduction Part B2 - GRADE TWO FY17

10/22/2016 - 9/30/2017 Quarter: 1st Qtr

Return to: 775-687-9108


bdharwood@doe.nv.gov

Carson City School District
School District

Susan Keema
Contact Person

775-283-2010
Phone Number

School Name	Percent Low Income	Average Daily Attendance for Quarter	Enrollment Last Day of Quarter	Number of General Fund Teachers		Number of CSR-Funded Teachers		Pupil-Teacher Ratio	Classroom Configuration (Number of Classrooms)		
				Classroom	Total	Classroom	Total		Self-Contained	Team Teaching	Other
Bordewich Elementary	57.70%	99.2	104	3	3	2	2	21:1	5		
Empire Elementary	100%	101.67	105	2	2	3	3	21:1	5		
Fremont Elementary	58.20%	75.92	79	2	2	2	2	20:1	4		
Fritsch Elementary	39.50%	78.97	81	2	2	2	2	20:1	4		
Mark Twain Elementary	100%	82.35	85	1.5	1.5	3	3	19:1	4.5		
Seeliger Elementary	34.90%	102.52	106	3	3	2	2	21:1	5		
TOTALS	65.00%	540.63	560	13.5	13.5	14	14	20:1	27.5		



Alternative Program for Class-size Reduction Part B2 - GRADE THREE FY17

9/22/2016 - 9/30/2016 Quarter: 1st Qtr

Return to: 775-687-9108


bdharwood@doe.nv.gov

Carson City School District
School District

Susan Keema
Contact Person

775-283-2010
Phone Number

School Name	Percent Low Income	Average Daily Attendance for Quarter	Enrollment Last Day of Quarter	Number of General Fund Teachers		Number of CSR-Funded Teachers			Pupil-Teacher Ratio	Classroom Configuration (Number of Classrooms)		
				Classroom	Total	Classroom		Total		Self-Contained	Team Teaching	Other
Bordewich Elementary	49.4%	89.57	93	4	4	1		1	19:1	5		
Empire Elementary	100%	92.97	97	3	3	1		1	24:1	4		
Fremont Elementary	65.5%	90.70	93	2	2	2		2	23:1	4		
Fritsch Elementary	35.2%	85.1	88	3	3	1		1	22:1	4		
Mark Twain Elementary	100%	98.92	102	2.5	2.5	2		2	23:1	4.5		
Seeliger Elementary	42.2%	93.63	97	3	3	2		2	19:1	5		
TOTALS	65.38%	550.89	570	17.5	17.5	9		9	22:1	26.5		



10/22/2016 - 9/30/2017

Quarter: 1st Qtr

Return to: '5-687-9108

bdharwood@doe.nv.gov

Carson City School District

Susan Keema


775-283-2010

School District

Contact Person

Phone Number

School Name	Percent Low Income	Average Daily Attendance for Quarter	Enrollment Last Day of Quarter	Number of General Fund Teachers		Number of CSR-Funded Teachers			Pupil-Teacher Ratio	Classroom Configuration (Number of Classrooms)		
				Classroom	Total	Classroom		Total		Self-Contained	Team Teaching	Other
Bordewich Elementary	42.8%	106.0	112	5					22:1	5		
Empire Elementary	100%	111.05	116	5					23:1	5		
Fremont Elementary	70.9%	81.50	86	4					22:1	4		
Fritsch Elementary	33.7%	76.67	83	4					21:1	4		
Mark Twain Elementary	100%	103.70	109	4					27:1	4		
Seeliger Elementary	41.5%	113.73	118	5					24:1	5		
TOTALS	64.8%	592.65	624	27		27			23:1	27		



Alternative Program for Class-size Reduction Part B2 - GRADE FIVE FY17
 10/22/2016 - 9/30/2017 Quarter: 1st Qtr Return to: '5-687-9108

bdharwood@doe.nv.gov

Carson City School District

Susan Keema


775-283-2010

School District

Contact Person

Phone Number

School Name	Percent Low Income	Average Daily Attendance for Quarter	Enrollment Last Day of Quarter	Number of General Fund Teachers		Number of CSR-Funded Teachers			Pupil-Teacher Ratio	Classroom Configuration (Number of Classrooms)		
				Classroom	Total	Classroom		Total		Self-Contained	Team Teaching	Other
Bordewich Elementary	52.3%	102.75	107	4					27:1	4		
Empire Elementary	100	83.27	86	4					22:1	4		
Fremont Elementary	59%	80.60	83	3					28:1	3		
Fritsch Elementary	37.8%	91.77	95	4					24:1	4		
Mark Twain Elementary	100%	113.75	120	4					30:1	4		
Seeliger Elementary	45.5%	85.5	90	4					23:1	4		
TOTALS	65.7%	557.64	581	23		23			26:1	27		



Alternative Program for Class-size Reduction Part B2 - GRADE SIX FY17

10/22/2016 - 9/30/2017 Quarter: 1st Qtr

Return to: 75-687-9108

bdharwood@doe.nv.gov

Carson City School District

Susan Keema

775-283-2010

School District

Contact Person

Phone Number

